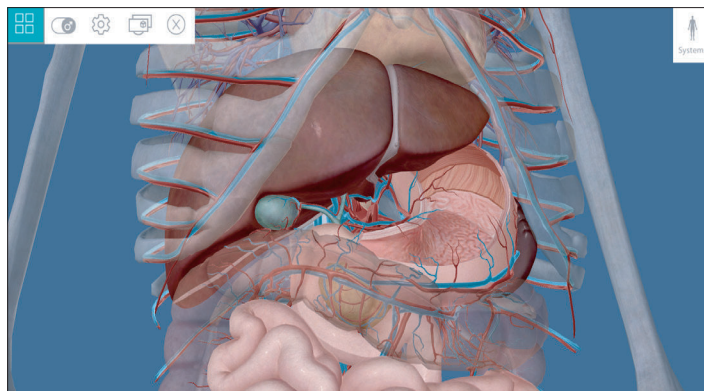


# zSpace for Health Careers and Technical Education

## Create hands-on labs and prepare students for certification exams

The zSpace for Health Careers suite provides a set of tools to provide self study experiences, hands-on laboratory dissections, and ECG certification preparation. Students understand more deeply with 3D interactive experiences and their engagement soars. Included in the suite: Human Anatomy Atlas by Visible Body, VIVED Anatomy by VIVED, and Virtual ECG by Vizitech.



Human Anatomy Atlas by Visible Body

## zSpace technology is being used in clinical medicine today

Surgeons at Stanford Hospital in Palo Alto, CA are using zSpace technology and EchoPixel's True 3D Viewer for surgical planning. From separating conjoined twins to performing less invasive cardiac surgery, visualizing anatomy in 3D has helped surgeons reduce incision size, infection risk, and recovery time. Incorporating zSpace learning experiences will better prepare graduates for careers in health and medicine.

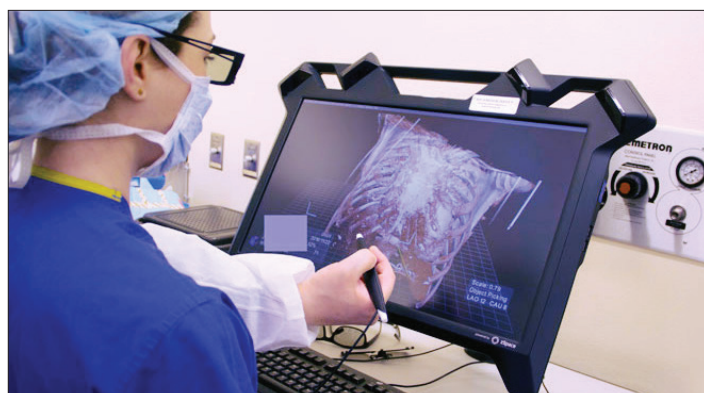
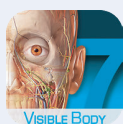
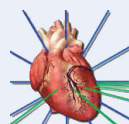


Image from [Stanford News Center](#)



**Human Anatomy Atlas** by Visible Body is a human anatomy general reference. Explore human body systems, over 4,600 anatomical structures, musculo skeletal animations, and thousands of quizzes



**Virtual ECG** by Vizitech allows students to practice ECG electrode placement, understand relationships between electrode placement and the ECG strip, and study abnormal ECGs.



**VIVED Anatomy** by VIVED makes dry lab dissection easy, engaging and interactive. Design and save lab sessions and create quiz questions to support your curriculum.



**True 3D Scholar** by EchoPixel is a proprietary software application that enables a user to visualize and interact with CT and MRI DICOM image data to assist in medical education.