



From dream to design.

Bring concepts to life with multi-material 3D printing.



Start redesigning the realms of possibility.


Draw inspiration from designers who have embraced texture, transparency, color and more with PolyJet™ technology and explore the nearly endless possibilities of multi-material, full-color 3D printing.



Geometry of time.

Capturing the complexities of geometry and the intricacies of time, this dynamic clock design was transformed from imagination to reality with multi-material 3D printing.

Application:
Functioning prototype
Materials:
VeroVivid™, SUP706B™





Grip texture



Text labels

Clear reflector

Shining a light on realism.

Incorporating texture, realistic detailing and PANTONE® color matching, this flashlight was 3D printed in four easy-to-assemble parts with perfect accuracy and tolerances.

Application:
Consumer product prototype

Materials:
VeroUltraClear™, VeroVivid,
Vero PureWhite™



Application:
Product redesign

Materials:
VeroUltraClear, VeroVivid,
Vero PureWhite™

An easy arrangement.

Mimicking the appearance of blown glass and featuring individual tubes to help a person create the perfect botanical arrangement, this vase is a prime example of how 3D printing can be used to reinvent a common household item.





Application
Mechanical assemblies

Materials
VeroUltraClear,
VeroVivid,
Vero PureWhite,
VeroBlackPlus

The design of engineering.

Housing a complex system of colorful gears and mechanisms in a clear casing allowed for part differentiation, observation and handling without the risk of damage. These motor and gear box assemblies were also created in a single 3D print.





Lifelike texture

Application:
CMF Prototype

Materials:
VeroFlexVivid™, VeroBlackPlus™



Designed by: Lior Elgali


Full-color 3D prints



PANTONE® color match


Seeing renders in reality.

Innovating at the speed of trends requires fast design. These 3D printed eyewear prototypes were used to quickly explore combinations of color and texture as well as test wear-ability before landing on the final, trendsetting look.

 Find out how other designers use color, textures and patterns in fashion.

Encircled in color.

When it comes to any accessory, look, fit and feel are critical. And by 3D printing a wearable prototype, design details like size, shape and color combinations can all be tested to create that perfect statement piece.

 See how color can change the way you 3D print.




Application:
User testing, exact-match marketing model

Materials:
VeroVivid, VeroUltraClear



Application:
Lighting Model

Materials:
Vero PureWhite,
VeroVivid,
VeroUltraClear



Featured in lights.

When designing lighting, using glass in the early design stages is not always possible. So to achieve optimum illumination, 3D printing and transparent materials are key for concept and aesthetic exploration.






A functional point of view.

Does form still follow function in the world of product design or do aesthetics matter more? With multi-material 3D printing, it was possible to design for both aesthetics and usability through the exploration of color, shape and function of this on-the-go camera case.

 Learn how 3D printed prototypes fuel faster design decisions.

Application:
Functional prototype


Materials:
VeroUltraClear,
VeroCyanV™,
Vero PureWhite,
VeroBlackPlus,
Digital ABS™,
Agilus30™ Black



Designed by: Naftali Eder

Still life.

Transparent 3D printing materials allow enough light to pass through so that objects, colors, textures and fragile details safely contained within can be seen clearly. It can also be used to simulate glass or test functionality and aesthetics.


 Discover other inspiring and impossible 3D materials.



Application:
Delicate, detailed models

Materials:
VeroUltraClear, VeroVivid,
Vero PureWhite, VeroBlackPlus






Application:
Art and fashion

Materials:
VeroUltraClear,
VeroVivid,
Vero PureWhite,
VeroBlackPlus,
Custom VoxelPrint
materials

Inspired by natural design.

In a design inspired by the microscopic colors and light filtering of an insect's wings, photopolymers were 3D printed directly onto fabric in a first-of-its-kind approach. A reminder that innovation is limited only by imagination.



 Watch the Chro-Morpho Collection come to life.





Inspired by natural design.


Designed by: ThreeASFOUR & Travis Fitch



The full package.

Create more than a thing — create an experience. Using multi-material 3D printing, this packaging design demonstrated how the right mix of colors, parts and graphics could be used to create the ideal unboxing experience.

▶ Watch the unboxing of this true-to-scale packaging model.




Application:
Packaging

Materials:
VeroUltraClear,
VeroVivid,
Vero PureWhite



Flexible listening.


Create designs that respond to touch. Using multi-material 3D printing, this earbud case prototype was designed to test real-life functionality and explore elements of flexibility.

 Discover how you can make your prototypes flex.

Application
Prototype


Materials:
VeroVivid,
Vero PureWhite,
VeroBlackPlus,
Agilus30 Black





Ideas of note.

Just imagine what you could make. Bound by no design limits, these notebook covers explore CMF and the creative possibilities of multi-material 3D printing including color, transparency and texture.



Application:
Creative capability

Materials:
VeroUltraClear, VeroVivid,
Vero PureWhite, VeroBlackPlus,
Agilus30 Black, Digital ABS

The shift in evolution.

From concept to end result, design is an evolution of stages. This gear shifter prototype demonstrates the 3D printing process from fast draft, single-material concept to exploring leather textures, woodgrains and stitched details and selecting a final design.

 Find out how other designers use color, textures and patterns in fashion.



1

Concept model



2

Sketch mode



3

3-color model



4

Final, full-color model

Application:
Automotive interior trim design
Materials:
DraftGrey™, VeroUltraClear, VeroVivid,
Vero PureWhite, VeroBlackPlus, Agilus30




Design inspiration sample



Printed, not carved.

Natural, realistic textures are not only possible — they're simple. Easily mistaken as a handcrafted toy, this toy car is a prime example of how 3D printing can be used to mimic the look and texture of real wood.



 See how easy it is to go from render to print.

Application:
Render-to-print model
Materials:
VeroVivid





Application:
Concept model

Materials:
VeroUltraClear, VeroVivid,
VeroBlackPlus, Vero PureWhite

Let concepts take flight.

Achieve detail and design clarity. Creating the illusion of butterflies in flight, this perfume bottle prototype was produced in a single print using a glass-like material and vivid, full-color details.






Application:
Functional prototype

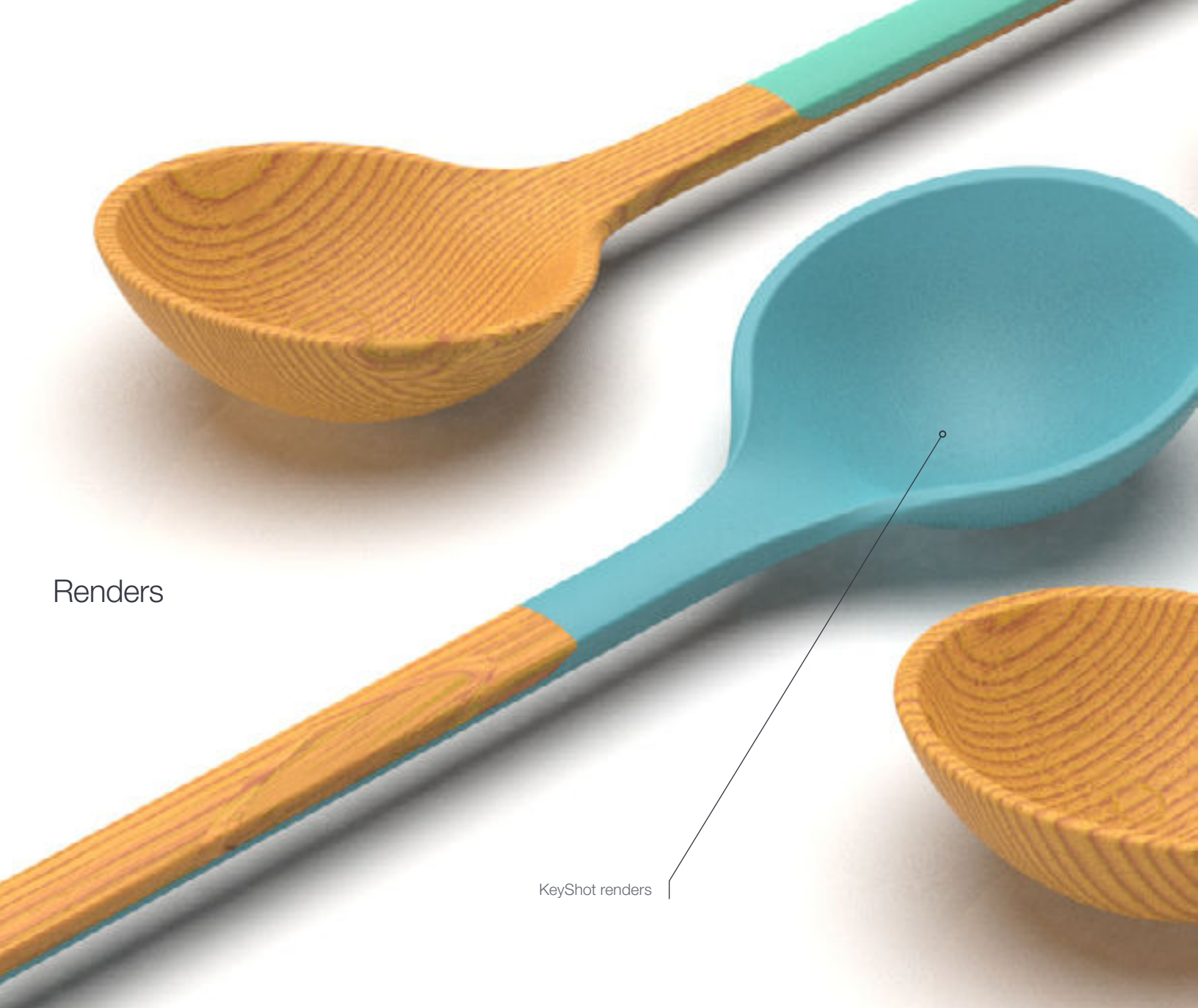
Materials:
Digital ABS, Agilus30 Black

Hit the throttle.

The ability to make faster decisions drives design forward. Replicating the look and feel of rubber, these throttle assembly prototypes were used to rapidly test strength, durability, flexibility and grip before landing on a final design.

 Find out how you can create flexible, rubber-like designs.





Renders

KeyShot renders



3D printed reality

Full-color 3D prints

Serving up color.

It's all about achieving the right balance of design elements. Taking this serving spoon from render to print was the ideal way to test out the functionality, vivid color combinations and wood grain patterns that would be featured in the final product.

 Watch how you can refine your designs faster.

Application:
Render-to-print prototype

Materials:
VeroVivid

Designed by: Nadia Zinger Wagshall


Imagine, innovate, create with PolyJet 3D printing technology.

Go from ideation to creation
with the J8™ Series.



Explore possibilities at every
turn with the Stratasys J55™.





The time is now.

Request a design sample today
at stratasys.com/contact-us.

Stratasys Headquarters

7665 Commerce Way,
Eden Prairie, MN 55344
+1 800 801 6491 (US Toll Free)
+1 952 937-3000 (Intl)
+1 952 937-0070 (Fax)

1 Holtzman St., Science Park,
PO Box 2496
Rehovot 76124, Israel
+972 74 745 4000
+972 74 745 5000 (Fax)

stratasys.com
ISO 9001:2015 Certified

